

4

3

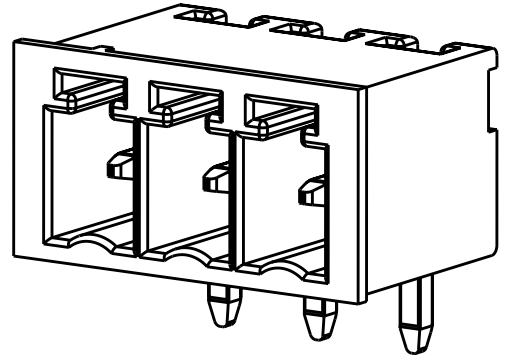
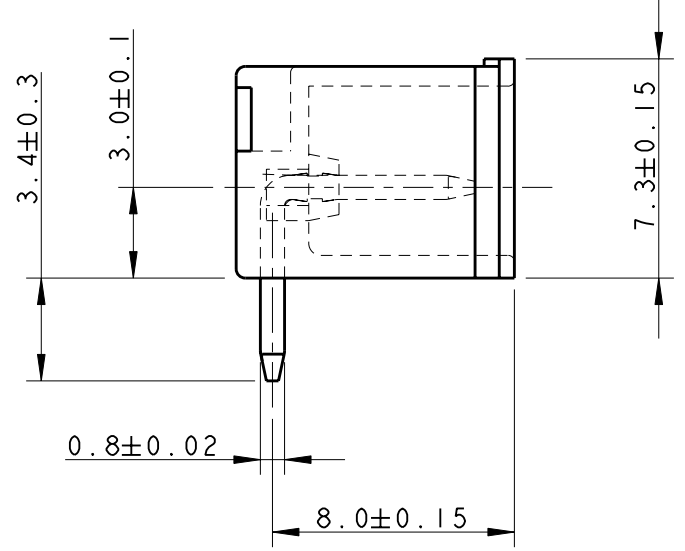
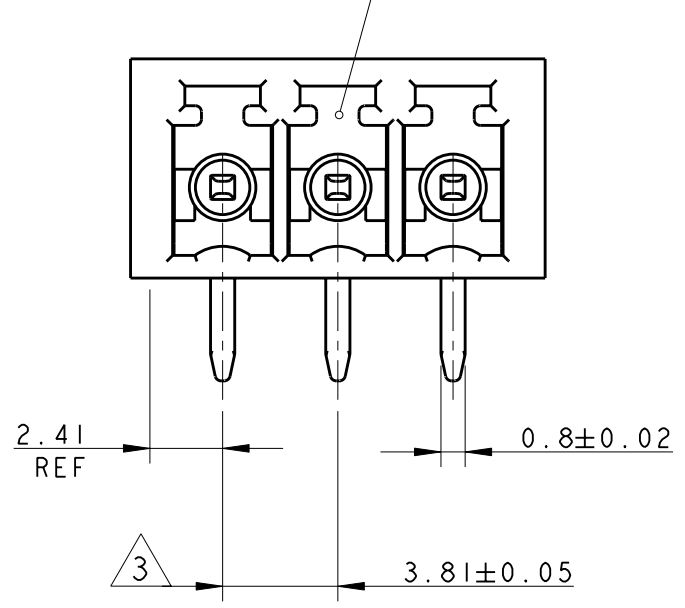
2

1

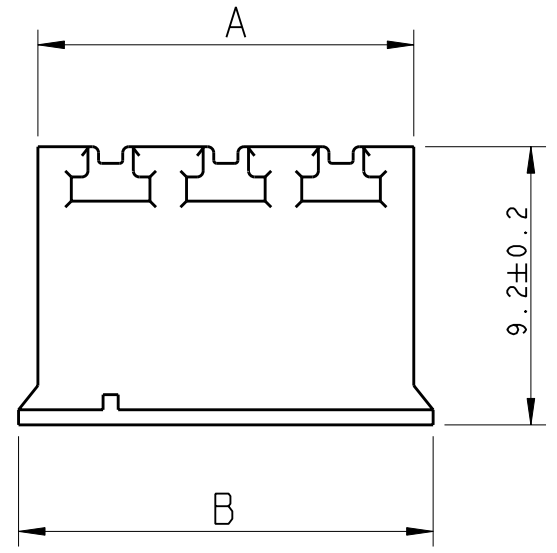
THIS DRAWING IS UNPUBLISHED. RELEASED FOR PUBLICATION 20  
 © COPYRIGHT 20 ALL RIGHTS RESERVED.

LOC	DIST	REVISIONS			
P	LTR	DESCRIPTION	DATE	DWN	APVD
FT	0	C1	REVISED PER ECO-11-005294	06APR2011	RK HMR

POLARIZATION KEY SLOT

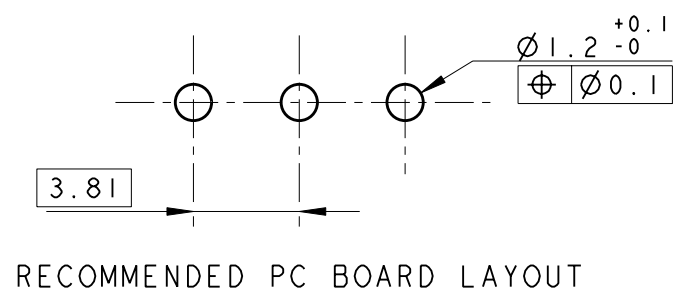


284513-3 AS SHOWN



- 1 MATERIALS AND FINISH  
 HOUSING : PA 6.6, UL 94-V0, COLOR GREEN  
 TERMINAL : PHOSPHOR BRONZE, TIN PLATED
- 2 SUITABLE FOR 1.6-2.4 mm. PC BOARD THICKNESS
- 3 NOT CUMULATIVE TOLERANCE

B	A	NO OF POS	PART NUMBER
97.54	96.26	25	2-284513-5
93.73	92.45	24	2-284513-4
89.92	88.64	23	2-284513-3
86.11	84.83	22	2-284513-2
82.30	81.02	21	2-284513-1
78.49	77.21	20	2-284513-0
74.68	73.40	19	1-284513-9
70.87	69.59	18	1-284513-8
67.06	65.78	17	1-284513-7
63.25	61.97	16	1-284513-6
59.44	58.16	15	1-284513-5
55.63	54.35	14	1-284513-4
51.82	50.54	13	1-284513-3
48.01	46.73	12	1-284513-2
44.20	42.92	11	1-284513-1
40.39	39.11	10	1-284513-0
36.58	35.30	9	284513-9
32.77	31.49	8	284513-8
28.96	27.68	7	284513-7
25.15	23.87	6	284513-6
21.34	20.06	5	284513-5
17.53	16.25	4	284513-4
13.72	12.44	3	284513-3
9.91	8.63	2	284513-2



RECOMMENDED PC BOARD LAYOUT

THIS DRAWING IS A CONTROLLED DOCUMENT.		DWN E. ZANOLINI 06FEB2002	TE Connectivity	
DIMENSIONS: mm		CHK E. ZANOLINI 06FEB2002		
TOLERANCES UNLESS OTHERWISE SPECIFIED:		APVD D. BIEVENOUR 06FEB2002	NAME TERMINAL BLOCK, HEADER ASSEMBLY 90 DEGREES, CLOSED ENDS 3.81mm PITCH	
0 PLC ±.3 1 PLC ±.3 2 PLC ±.25 3 PLC ±. 4 PLC ±. ANGLES ±2		PRODUCT SPEC 108-20166	SIZE A3	
MATERIAL 1		APPLICATION SPEC 114-20079	CAGE CODE 00779	DRAWING NO C-284513
FINISH 1		WEIGHT -	RESTRICTED TO -	
CUSTOMER DRAWING			SCALE 4:1	SHEET 1 OF 1